





**J. VENKATRAMAN**  
**Evaluation of Instruction Program Report**  
 23W: EPS SCI 101 LAB 1A: EARTH'S ENERGY  
 No. of responses = 5  
 Enrollment = 14  
 Response Rate = 35.71%

1. Background Information:

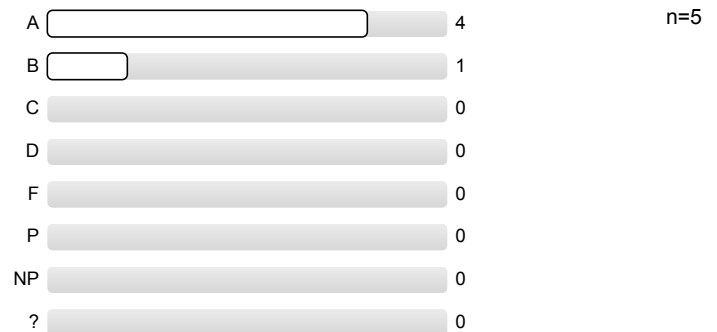
1.1) Year in School:




1.2) UCLA GPA:



1.3) Expected Grade:

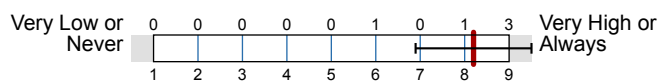


1.4) What requirements does this course fulfill?



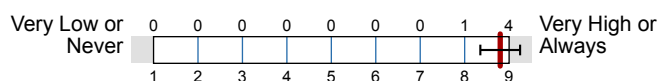
## 2. To What Extent Do You Feel That:

2.1) Teaching Assistant Knowledge – The T.A. was knowledgeable about the material.



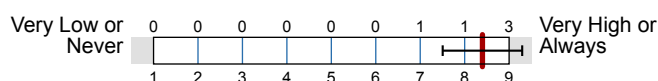
n=5  
av.=8.2  
md=9  
dev.=1.3

2.2) Teaching Assistant Concern – The T.A. was concerned about student learning.



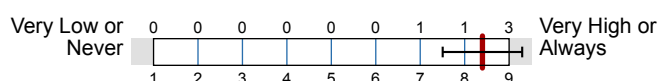
n=5  
av.=8.8  
md=9  
dev.=0.45

2.3) Organization – Section presentations were well prepared and organized.



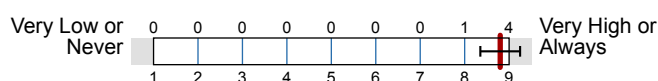
n=5  
av.=8.4  
md=9  
dev.=0.89

2.4) Scope – The teaching assistant expanded on course ideas.



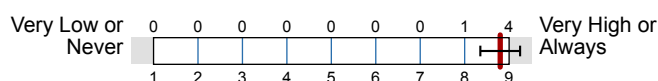
n=5  
av.=8.4  
md=9  
dev.=0.89

2.5) Interaction – Students felt welcome in seeking help in or outside of the class.



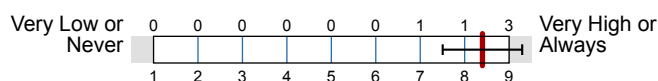
n=5  
av.=8.8  
md=9  
dev.=0.45

2.6) Communication Skills – The teaching assistant had good communication skills.



n=5  
av.=8.8  
md=9  
dev.=0.45

2.7) Value – The overall value of the sections justified your time and effort.



n=5  
av.=8.4  
md=9  
dev.=0.89

2.8) Overall – What is your overall rating of the teaching assistant?



n=5  
av.=8.6  
md=9  
dev.=0.55

## 3. Your View of Section Characteristics:

3.1) Difficulty (relative to other courses)



n=5  
av.=2  
md=2  
dev.=0.71

3.2)	Workload/pace was		n=5 av.=2.2 md=2 dev.=0.45
3.3)	Integration of section with course was		n=5 av.=2.6 md=3 dev.=0.55
3.4)	Texts, required readings		n=2 av.=2.5 md=2.5 dev.=0.71 ab.=3
3.5)	Homework assignments		n=4 av.=1.75 md=2 dev.=0.5 ab.=1
3.6)	Graded materials, examinations		n=4 av.=1.75 md=2 dev.=0.5 ab.=1
3.7)	Lecture presentations		n=4 av.=2.25 md=2.5 dev.=0.96 ab.=1
3.8)	Class discussions		n=5 av.=2.6 md=3 dev.=0.55

## 4. Comments:

- 4.1) Please identify what you perceive to be the real strengths and weaknesses of this teaching assistant and course.
- Having Jaahnavee is a T.A. is by far the absolute best thing about this class. She is the nicest, most caring T.A. I've ever had in the many many classes I've taken at UCLA. She is super willing to help and she makes the discussion sections really fun and interesting. Going to her is a super good usage of time and she is very helpful in predicting what our actual professor might ask of us because what Paige asks of us is usually pretty unreasonable. In the brief time that she is able to lecture at the beginning of discussion sections before we move on to the activity, the information she provides is super helpful. To be completely honest, I would not recommend anyone take this class if Jaahnavee was not the T.A. because she completely saves my perspective of this class and how it went.
  - Jaahnavee is an amazing TA! She is kind, knowledgeable, helpful, and approachable! She brought so much value to the course and I definitely learned a lot from her. She went out of her way this quarter to help her students by responding to emails, communicating class logistics, and setting up extra office hours for us. She's incredible and I would definitely have her as a TA again.
  - You are very smart and nice. I felt comfortable asking you for questions, and you make yourself available when we need help in sections and outside of class. Thank you for the great quarter.

# Profile

Subunit: EPS SCI  
 Name of the instructor: J. VENKATRAMAN  
 Name of the course: 23W: EPS SCI 101 LAB 1A: EARTH'S ENERGY  
 (Name of the survey)

Values used in the profile line: Mean

## 2. To What Extent Do You Feel That:

2.1) Teaching Assistant Knowledge – The T.A. was knowledgeable about the material.	Very Low or Never									Very High or Always	n=5	av.=8.20
2.2) Teaching Assistant Concern – The T.A. was concerned about student learning.	Very Low or Never									Very High or Always	n=5	av.=8.80
2.3) Organization – Section presentations were well prepared and organized.	Very Low or Never									Very High or Always	n=5	av.=8.40
2.4) Scope – The teaching assistant expanded on course ideas.	Very Low or Never									Very High or Always	n=5	av.=8.40
2.5) Interaction – Students felt welcome in seeking help in or outside of the class.	Very Low or Never									Very High or Always	n=5	av.=8.80
2.6) Communication Skills – The teaching assistant had good communication skills.	Very Low or Never									Very High or Always	n=5	av.=8.80
2.7) Value – The overall value of the sections justified your time and effort.	Very Low or Never									Very High or Always	n=5	av.=8.40
2.8) Overall – What is your overall rating of the teaching assistant?	Very Low or Never									Very High or Always	n=5	av.=8.60

## 3. Your View of Section Characteristics:

3.1) Difficulty (relative to other courses)	Low									High	n=5	av.=2.00
3.2) Workload/pace was	Too Slow									Too Much	n=5	av.=2.20
3.3) Integration of section with course was	Poor									Excellent	n=5	av.=2.60
3.4) Texts, required readings	Poor									Excellent	n=2	av.=2.50
3.5) Homework assignments	Poor									Excellent	n=4	av.=1.75
3.6) Graded materials, examinations	Poor									Excellent	n=4	av.=1.75
3.7) Lecture presentations	Poor									Excellent	n=4	av.=2.25
3.8) Class discussions	Poor									Excellent	n=5	av.=2.60